

⚡ Specifications

Nominal Voltage(V)

12V

Nominal Capacity

20 hour rate	(6.25A to 10.50V)	125Ah
10 hour rate	(12.5A to 10.80V)	125Ah
5 hour rate	(21.25A to 10.20V)	106.25Ah
1 hour rate	(75A to 9.60V)	75Ah

Weight

Approx. 39.6kg(87.12Lbs.)

Internal Resistance (at 1KHz)

Approx. 3.2 mΩ

Maximum Discharge Current for

5 seconds: 1250A

Charging Methods at 25°C(77°F)

Cycle use:	
Charging Voltage	14.4 to 15.0V
Coefficient -5.0mV/°C/cell	
Maximum Charging Current :	37.5A
Standby use:	
Float Charging Voltage	13.5 to 13.8V
Coefficient -3.0mV/°C/cell	

Operating Temperature Range

Charge	-15°C(5°F)	to	40°C(104°F)
Discharge	-15°C(5°F)	to	50°C(122°F)
Storage	-15°C(5°F)	to	40°C(104°F)

Charge Retention (shelf life) at 20°C(68°F)

1 month	98%
3 month	94%
6 month	85%

Case Material

ABS UL94 HB
Option: Flammability resistance of (UL94 V-0)

Design Life & Standard

Expected Trickle Design Life: 10-12 years at 20°C according to Eurobat.

Terminal

F18



⚡ Dimensions

Length (L) 408±3 (16.06±0.12)

Width (W) 177±3 (6.97±0.12)

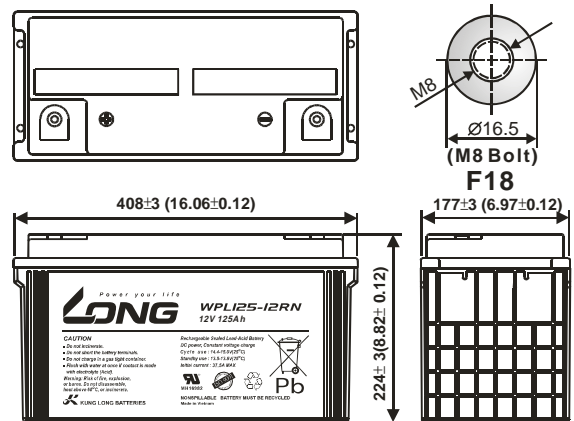
Height (H) 224±3 (8.82±0.12)

Overall Height (HT) 224±3 (8.82±0.12)

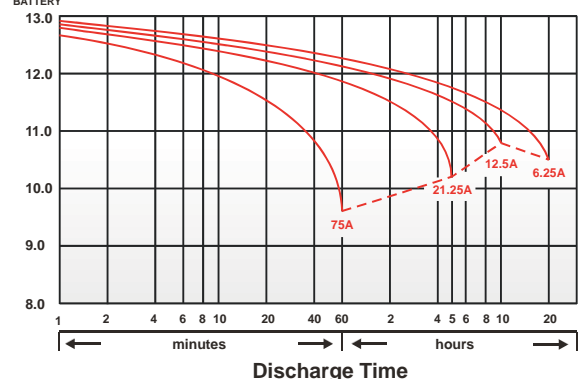
Description of torque value of hard ware for the terminals:

Recommended torque value	M8:12 N-m (122kgf-cm)
Maximum allowable torque value	M8:20 N-m (204kgf-cm)

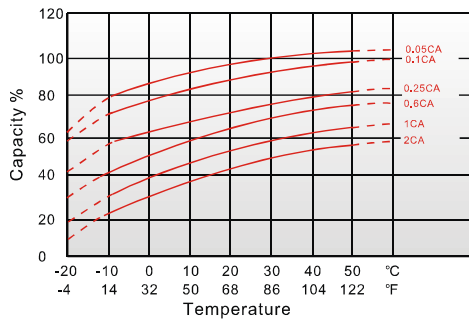
mm(inch)



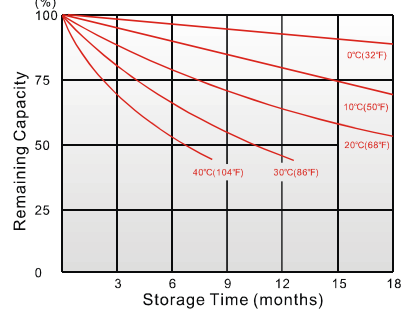
(V) FOR 12V BATTERY Discharge Time VS. Discharge Current (25°C)



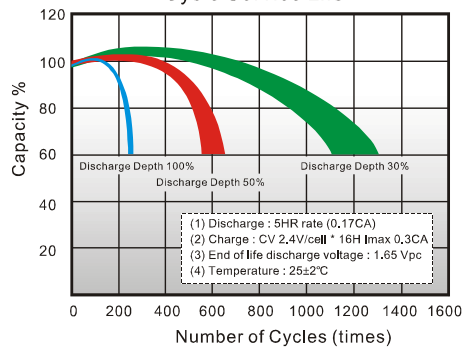
Effect of Temperature on Capacity 25°C(77°F)



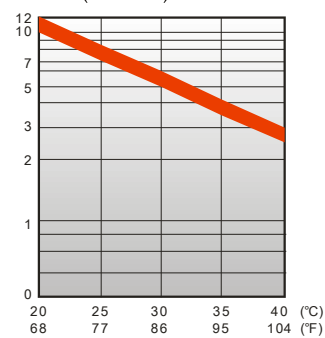
Capacity Retention Characteristic



Cycle Service Life



Trickle (or float) Service Life



- PERFORMANCE DATA

Discharge Rates in Watts to Various End Voltages at 25°C(77°F)

End Voltage		1.80V	1.75V	1.70V	1.67V	1.60V
Time						
5	min	561	644	692	732	767
10	min	454	492	549	559	570
15	min	392	410	433	437	440
20	min	327	339	354	357	359
30	min	249	256	264	266	268
45	min	186	191	193	195	197
60	min	150	153	155	157	158
120	min	87.3	88.7	88.8	89.2	89.7
180	min	62.3	62.7	63.4	63.9	64.2
240	min	49.7	50.2	50.5	50.8	51.2
300	min	42.3	42.7	43.0	43.3	43.5
480	min	27.0	27.5	27.7	28.0	28.3
600	min	22.0	22.5	22.8	23.0	23.2
1200	min	12.3	12.5	12.6	12.7	12.8

- Discharge Rates in Amperes to Various End Voltages at 25°C(77°F)

End Voltage		1.80V	1.75V	1.70V	1.67V	1.60V
Time						
5	min	303	345	378	405	425
10	min	241	265	301	318	328
15	min	205	215	229	234	239
20	min	171	176	185	190	193
30	min	129	133	137	139	141
45	min	96.2	99.0	101	103	104
60	min	77.2	78.5	79.4	79.8	80.2
120	min	44.1	44.9	45.2	45.5	45.7
180	min	30.6	31.3	31.7	32.0	32.3
240	min	25.0	25.1	25.3	25.6	25.8
300	min	21.2	21.4	21.6	21.8	21.9
480	min	13.6	13.7	13.8	13.9	14.0
600	min	12.5	12.7	12.8	12.9	13.0
1200	min	6.28	6.36	6.42	6.47	6.52

All data on the spec. sheet is an average value:

The tolerance range : $X < 6\text{min}$ (+15%~-15%), $6\text{min} \leq X < 10\text{min}$ (+12%~-12%), $10\text{min} \leq X < 60\text{min}$ (+8%~-8%), $X \geq 60\text{min}$ (+5%~-5%)

300623-1KV