

⚡ Specifications

Nominal Voltage(V)

12V

Nominal Capacity

| | | |
|--------------|--------------------|---------|
| 20 hour rate | (0.25A to 10.50V) | 5Ah |
| 10 hour rate | (0.475A to 10.50V) | 4.75Ah |
| 5 hour rate | (0.85A to 10.20V) | 4.25Ah |
| 1 C | (5A to 9.60V) | 2.833Ah |
| 3 C | (15A to 9.60V) | 2.0Ah |

Weight

Approx. 1.9kg(4.18Lbs.)

Internal Resistance (at 1KHz)

Approx. 19 mΩ

Maximum Discharge Current for

5 seconds: 75A

Charging Methods at 25°C(77°F)

| | |
|----------------------------|---------------|
| Cycle use: | |
| Charging Voltage | 14.4 to 15.0V |
| Coefficient -5.0mV/°C/cell | |
| Maximum Charging Current : | 1.5A |
| Standby use: | |
| Float Charging Voltage | 13.5 to 13.8V |
| Coefficient -3.0mV/°C/cell | |

Operating Temperature Range

| | |
|-----------|---------------------------|
| Charge | -15°C(5°F) to 40°C(104°F) |
| Discharge | -15°C(5°F) to 50°C(122°F) |
| Storage | -15°C(5°F) to 40°C(104°F) |

Charge Retention (shelf life) at 20°C(68°F)

| | |
|---------|-----|
| 1 month | 97% |
| 3 month | 92% |
| 6 month | 85% |

Case Material

ABS UL94 HB
Option: Flammability resistance of (UL94 V-0)

Design Life

3-5 Years.

Terminal

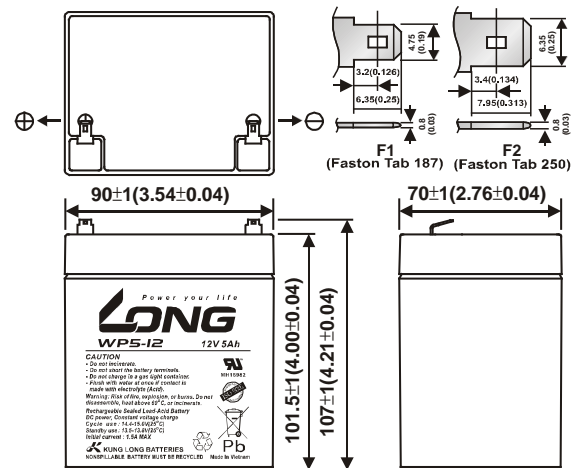
F1 or F2 (Faston Tab 187 or 250)



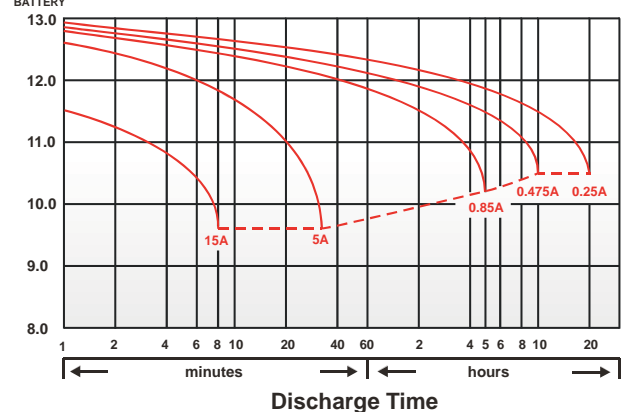
⚡ Dimensions

| | |
|---------------------|---------------------|
| Length (L) | 90±1 (3.54±0.04) |
| Width (W) | 70±1 (2.76±0.04) |
| Height (H) | 101.5±1 (4.00±0.04) |
| Overall Height (HT) | 107±1 (4.21±0.04) |

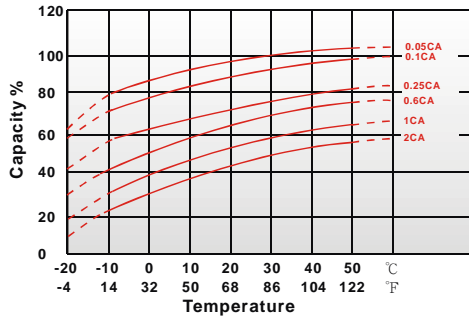
mm(inch)



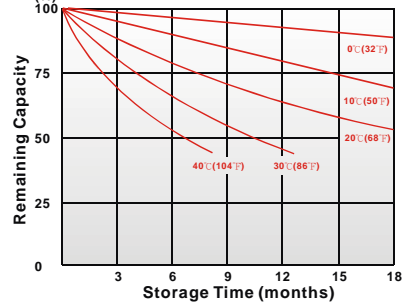
(V) FOR 12V BATTERY Discharge Time VS. Discharge Current (25°C)



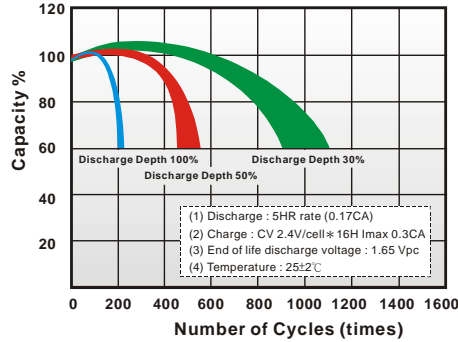
Effect of Temperature on Capacity 25°C (77°F)



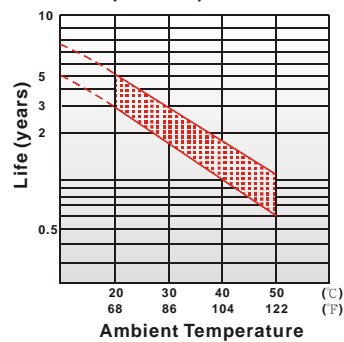
Capacity Retention Characteristic



Cycle Service Life



Trickle (or float) Service Life



- PERFORMANCE DATA

Discharge Rates in Watts to Various End Voltages at 25°C (77°F)

| End Voltage | | 1.85V | 1.80V | 1.75V | 1.70V | 1.67V | 1.65V | 1.60V |
|-------------|-----|-------|-------|-------|-------|-------|-------|-------|
| Time | | | | | | | | |
| 5 | min | 36.3 | 39.5 | 41.5 | 43.5 | 44.3 | 45.5 | 47.0 |
| 10 | min | 25.7 | 27.7 | 29.2 | 30.2 | 30.7 | 31.3 | 32.3 |
| 15 | min | 19.7 | 21.2 | 21.8 | 22.5 | 22.8 | 23.2 | 23.7 |
| 30 | min | 11.2 | 11.7 | 12.1 | 12.5 | 12.7 | 12.8 | 12.9 |
| 60 | min | 5.95 | 6.27 | 6.47 | 6.70 | 6.82 | 6.93 | 7.07 |
| 120 | min | 3.13 | 3.38 | 3.53 | 3.65 | 3.72 | 3.80 | 3.92 |
| 180 | min | 2.53 | 2.72 | 2.85 | 2.97 | 3.02 | 3.07 | 3.15 |
| 240 | min | 2.02 | 2.15 | 2.27 | 2.33 | 2.37 | 2.40 | 2.45 |
| 300 | min | 1.73 | 1.87 | 1.95 | 1.98 | 2.00 | 2.02 | 2.05 |
| 600 | min | 1.01 | 1.09 | 1.15 | 1.17 | 1.18 | 1.19 | 1.21 |
| 1200 | min | 0.530 | 0.572 | 0.603 | 0.615 | 0.620 | 0.625 | 0.633 |

- Discharge Rates in Amperes to Various End Voltages at 25°C (77°F)

| End Voltage | | 1.85V | 1.80V | 1.75V | 1.70V | 1.67V | 1.65V | 1.60V |
|-------------|-----|-------|-------|-------|-------|-------|-------|-------|
| Time | | | | | | | | |
| 5 | min | 17.8 | 21.7 | 23.9 | 25.8 | 26.4 | 27.0 | 27.8 |
| 10 | min | 13.2 | 14.8 | 15.7 | 16.2 | 16.6 | 16.9 | 17.3 |
| 15 | min | 9.92 | 10.5 | 10.9 | 11.1 | 11.2 | 11.3 | 11.5 |
| 30 | min | 5.84 | 6.15 | 6.26 | 6.38 | 6.42 | 6.47 | 6.55 |
| 60 | min | 3.04 | 3.20 | 3.38 | 3.46 | 3.49 | 3.53 | 3.59 |
| 120 | min | 1.58 | 1.70 | 1.79 | 1.87 | 1.91 | 1.94 | 1.99 |
| 180 | min | 1.27 | 1.35 | 1.41 | 1.47 | 1.49 | 1.52 | 1.55 |
| 240 | min | 1.00 | 1.07 | 1.11 | 1.15 | 1.16 | 1.18 | 1.21 |
| 300 | min | 0.851 | 0.898 | 0.919 | 0.942 | 0.953 | 0.962 | 0.978 |
| 600 | min | 0.497 | 0.506 | 0.514 | 0.521 | 0.524 | 0.529 | 0.535 |
| 1200 | min | 0.268 | 0.274 | 0.279 | 0.284 | 0.286 | 0.287 | 0.291 |

All data on the spec. sheet is an average value:

The tolerance range : $X < 6\text{min}$ (+15%~-15%), $6\text{min} \leq X < 10\text{min}$ (+12%~-12%), $10\text{min} \leq X < 60\text{min}$ (+8%~-8%), $X \geq 60\text{min}$ (+5%~-5%)

120424-11