

⚡ Specifications

Nominal Voltage(V)

12V

Nominal Capacity

20	hour rate	(1.8A	to	10.50V)	36Ah
10	hour rate	(3.42A	to	10.50V)	34.2Ah
5	hour rate	(6.12A	to	10.20V)	30.6Ah
1	C	(36A	to	9.60V)	20.4Ah
3	C	(108A	to	9.60V)	14.4Ah

Weight

Approx. 11.0kg(24.2Lbs.)

Internal Resistance (at 1KHz)

Approx. 8 mΩ

Maximum Discharge Current for

5 seconds: 540A

Charging Methods at 25°C(77°F)

Cycle use:

Charging Voltage 14.4 to 15.0V

Coefficient -5.0mV/°C/cell

Maximum Charging Current : 10.8A

Standby use:

Float Charging Voltage 13.5 to 13.8V

Coefficient -3.0mV/°C/cell

Operating Temperature Range

Charge -15°C(5°F) to 40°C(104°F)

Discharge -15°C(5°F) to 50°C(122°F)

Storage -15°C(5°F) to 40°C(104°F)

Charge Retention (shelf life) at 20°C(68°F)

1 month 92%

3 month 90%

6 month 80%

Case Material

ABS UL94 HB

Option: Flammability resistance of (UL94 V-0)

Design Life

3-5 Years.

Terminal

F8



⚡ Dimensions

Length (L)

197±2-1 (7.76±0.08-0.04)

Width (W)

131±2-1 (5.16±0.08-0.04)

Height (H)

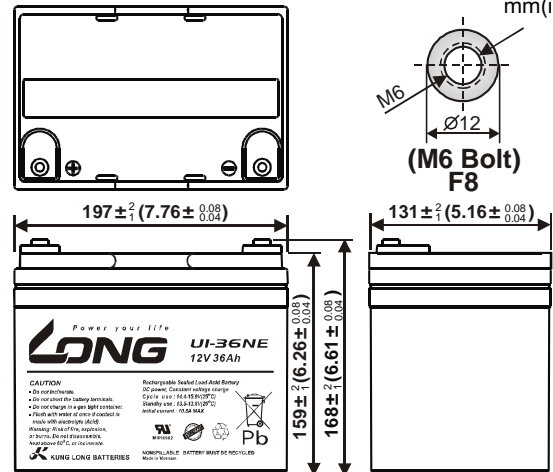
159±2-1 (6.26±0.08-0.04)

Overall Height (HT)

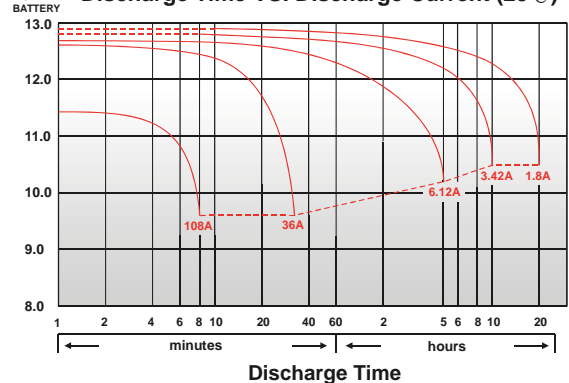
168±2-1 (6.61±0.08-0.04)

Description of torque value of hard ware for the terminals:

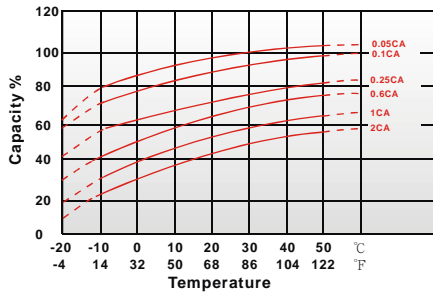
Recommended torque value M6: 7 N-m (71kgf-cm)
 Maximum allowable torque value M6: 10 N-m (102kgf-cm)
 mm(inch)



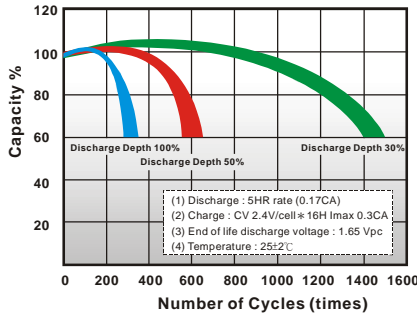
(V) Discharge Time VS. Discharge Current (25°C)



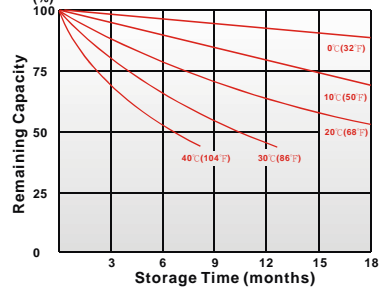
Effect of Temperature on Capacity 25°C(77°F)



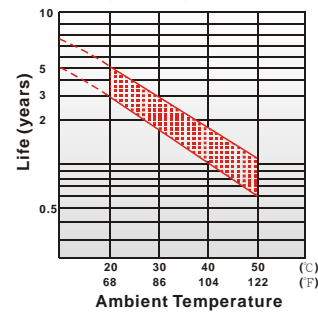
Cycle Service Life



Capacity Retention Characteristic



Trickle (or float) Service Life



- PERFORMANCE DATA

Discharge Rates in Watts to Various End Voltages at 25°C(77°F)

End Voltage		1.85V	1.80V	1.75V	1.70V	1.67V	1.65V	1.60V
2	min	240	272	301	311	318	323	327
4	min	206	236	252	265	272	279	282
5	min	195	210	222	233	239	245	250
6	min	180	196	207	217	222	227	230
8	min	156	171	184	195	199	202	205
10	min	140	151	156	160	164	167	170
15	min	119	123	126	129	131	133	135
20	min	98.5	104	106	107	108	109	110
30	min	74.8	76.6	77.5	78.2	78.7	79.0	79.3
45	min	56.2	57.5	58.0	58.3	58.6	58.9	59.1
60	min	42.0	43.2	44.0	44.5	45.0	45.3	45.6
90	min	32.0	32.4	32.7	33.0	33.3	33.5	33.8
120	min	22.0	23.1	23.8	24.2	24.4	24.6	24.8
180	min	14.8	15.4	15.9	16.3	16.6	16.8	17.0
240	min	11.8	12.3	12.6	12.8	12.9	12.9	13.0
300	min	10.4	10.7	11.1	11.3	11.4	11.5	11.6
600	min	5.13	5.41	5.60	5.65	5.68	5.72	5.80
1200	min	3.24	3.33	3.43	3.45	3.49	3.52	3.55

- Discharge Rates in Amperes to Various End Voltages at 25°C(77°F)

End Voltage		1.85V	1.80V	1.75V	1.70V	1.67V	1.65V	1.60V
2	min	130	152	167	177	187	195	200
4	min	110	128	141	149	154	157	160
5	min	100	112	122	128	135	138	140
6	min	95.5	101	104	106	108	109	110
8	min	90.7	98.3	101	103	105	107	108
10	min	78.5	83.9	88.9	91.7	93.5	95.0	95.5
15	min	57.0	60.2	63.2	66.2	69.2	71.2	72.2
20	min	49.8	52.8	53.4	53.9	54.4	54.9	55.3
30	min	32.8	34.6	36.2	37.8	39.2	40.0	40.5
45	min	26.7	29.2	30.0	30.3	30.6	30.8	31.0
60	min	19.9	20.6	21.0	21.3	21.6	21.9	22.0
90	min	16.0	16.2	16.6	16.8	17.0	17.3	17.3
120	min	11.7	12.2	12.6	12.7	12.7	12.8	12.9
180	min	8.39	8.74	9.01	9.23	9.39	9.51	9.63
240	min	6.79	7.08	7.22	7.31	7.37	7.39	7.41
300	min	5.75	5.99	6.08	6.12	6.14	6.16	6.17
600	min	3.23	3.34	3.43	3.49	3.53	3.55	3.56
1200	min	1.72	1.77	1.80	1.82	1.83	1.84	1.85

All data on the spec. sheet is an average value:

The tolerance range : $X < 6\text{min}$ (+15%~-15%), $6\text{min} \leq X < 10\text{min}$ (+12%~-12%), $10\text{min} \leq X < 60\text{min}$ (+8%~-8%), $X \geq 60\text{min}$ (+5%~-5%)

120721-10