

⚡ Specifications

Nominal Voltage(V)

6V

Nominal Capacity

20 hour rate	(0.35A	to	5.25V)	7Ah
10 hour rate	(0.665A	to	5.25V)	6.65Ah
5 hour rate	(1.19A	to	5.1V)	5.95Ah
1 C	(7A	to	4.8V)	3.97Ah
3 C	(21A	to	4.8V)	2.8Ah

Weight

Approx. 1.45kg(3.19Lbs.)

Internal Resistance (at 1KHz)

Approx. 8 mΩ

Maximum Discharge Current for

5 seconds: 105A

Charging Methods at 25°C(77°F)

Cycle use:	
Charging Voltage	7.20 to 7.50V
Coefficient -5.0mV/°C/cell	
Maximum Charging Current :	2.1A
Standby use:	
Float Charging Voltage	6.75 to 6.90V
Coefficient -3.0mV/°C/cell	

Operating Temperature Range

Charge	-15°C(5°F)	to	40°C(104°F)
Discharge	-15°C(5°F)	to	50°C(122°F)
Storage	-15°C(5°F)	to	40°C(104°F)

Charge Retention (shelf life) at 20°C(68°F)

1 month	97%
3 month	92%
6 month	85%

Case Material

ABS UL94 HB
Option: Flammability resistance of (UL94 V-0)

Design Life

3-5 Years.

Terminal

F1 or F2 (Faston Tab 187 or 250)



⚡ Dimensions

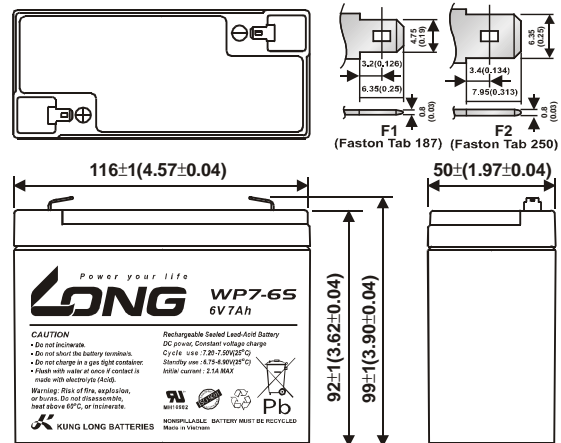
Length (L) 116±1 (4.57±0.04)

Width (W) 50±1 (1.97±0.04)

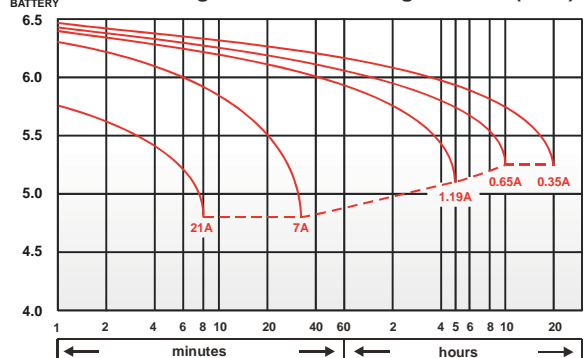
Height (H) 92±1 (3.62±0.04)

Overall Height (HT) 99±1 (3.90±0.04)

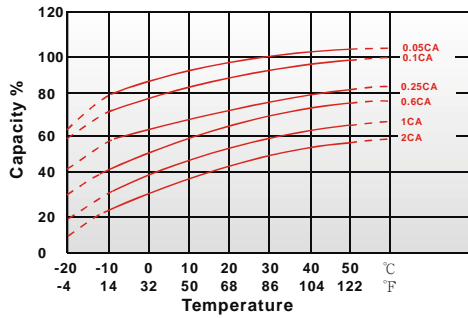
mm(inch)



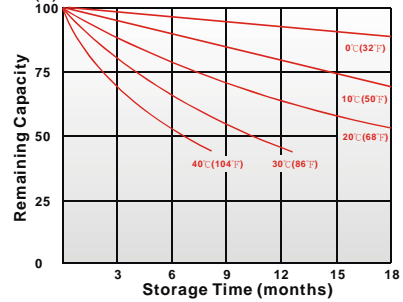
(V) FOR 6V BATTERY Discharge Time VS. Discharge Current (25°C)



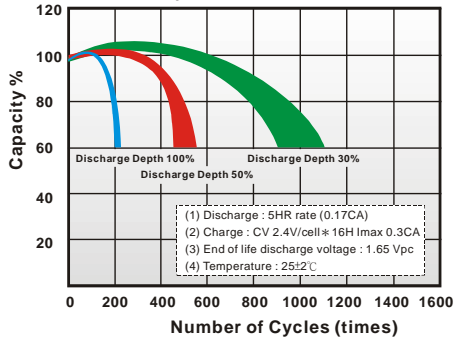
Effect of Temperature on Capacity 25°C (77°F)



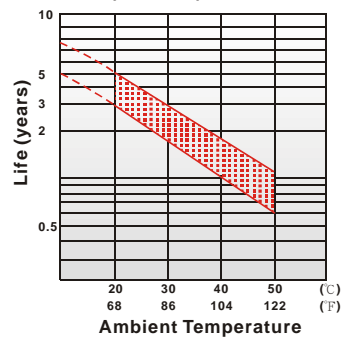
Capacity Retention Characteristic



Cycle Service Life



Trickle (or float) Service Life



- PERFORMANCE DATA

Discharge Rates in Watts to Various End Voltages at 25°C (77°F)

End Voltage		1.85V	1.80V	1.75V	1.70V	1.67V	1.65V	1.60V
5	min	45.7	51.0	53.3	55.5	56.5	57.4	58.9
10	min	31.1	32.6	34.1	35.3	36.1	36.6	37.6
15	min	24.8	25.8	26.5	27.2	27.3	27.8	28.5
30	min	13.2	13.9	14.3	14.7	14.8	14.9	15.1
60	min	8.54	8.84	9.08	9.27	9.33	9.42	9.57
120	min	4.26	4.44	4.69	5.28	5.33	5.38	5.47
180	min	3.31	3.49	3.65	3.78	3.81	3.87	3.92
240	min	2.91	3.05	3.14	3.19	3.21	3.24	3.27
300	min	2.49	2.60	2.67	2.71	2.73	2.75	2.77
600	min	1.46	1.52	1.55	1.57	1.58	1.58	1.59
1200	min	0.703	0.727	0.746	0.760	0.765	0.770	0.779

- Discharge Rates in Amperes to Various End Voltages at 25°C (77°F)

End Voltage		1.85V	1.80V	1.75V	1.70V	1.67V	1.65V	1.60V
5	min	23.8	26.8	28.5	30.1	30.9	31.7	33.1
10	min	16.4	17.2	18.5	18.9	19.1	19.4	20.1
15	min	12.7	13.3	13.8	14.1	14.2	14.4	14.7
30	min	6.70	7.02	7.24	7.40	7.48	7.55	7.72
60	min	4.04	4.19	4.31	4.42	4.45	4.48	4.54
120	min	2.08	2.17	2.24	2.30	2.32	2.35	2.39
180	min	1.65	1.71	1.77	1.83	1.85	1.87	1.89
240	min	1.32	1.39	1.44	1.47	1.48	1.49	1.51
300	min	1.12	1.17	1.25	1.27	1.28	1.29	1.30
600	min	0.659	0.689	0.731	0.738	0.742	0.747	0.757
1200	min	0.346	0.362	0.382	0.387	0.389	0.392	0.398

All data on the spec. sheet is an average value:

The tolerance range : $X < 6\text{min}$ (+15%~-15%), $6\text{min} \leq X < 10\text{min}$ (+12%~-12%), $10\text{min} \leq X < 60\text{min}$ (+8%~-8%), $X \geq 60\text{min}$ (+5%~-5%)