

Specifications

Nominal Voltage(V)

12V

Nominal Capacity

20 hour rate	(0.145A to 10.50V)	2.9Ah
10 hour rate	(0.276A to 10.50V)	2.755Ah
5 hour rate	(0.493A to 10.20V)	2.465Ah
1 C	(2.9A to 9.60V)	1.643Ah
3 C	(8.7A to 9.60V)	1.16Ah

Weight

Approx. 1.19kg(2.62Lbs.)

Internal Resistance (at 1KHz)

Approx. 33 mΩ

Maximum Discharge Current for

5 seconds: 43.5A

Charging Methods at 25°C(77°F)

Cycle use:	
Charging Voltage	14.4 to 15.0V
Coefficient -5.0mV/°C/cell	
Maximum Charging Current :	0.87A
Standby use:	
Float Charging Voltage	13.5 to 13.8V
Coefficient -3.0mV/°C/cell	

Operating Temperature Range

Charge	-15°C(5°F)	to	40°C(104°F)
Discharge	-15°C(5°F)	to	50°C(122°F)
Storage	-15°C(5°F)	to	40°C(104°F)

Charge Retention (shelf life) at 20°C(68°F)

1 month	92%
3 month	90%
6 month	80%

Case Material

ABS UL94 HB
Option: Flammability resistance of (UL94 V-0)

Design Life

3-5 Years.

Terminal

F1 or F2 (Faston Tab 187 or 250)



Dimensions

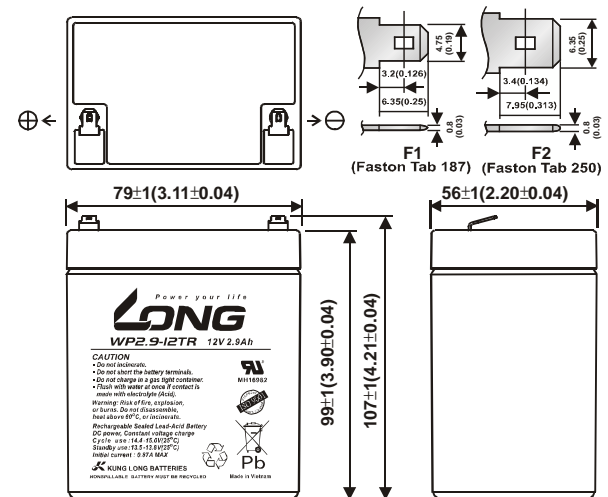
Length (L) 79±1 (3.11±0.04)

Width (W) 56±1 (2.20±0.04)

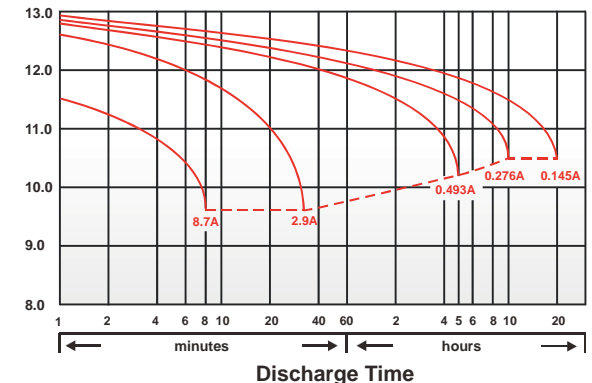
Height (H) 99±1 (3.90±0.04)

Overall Height (HT) 107±1 (4.21±0.04)

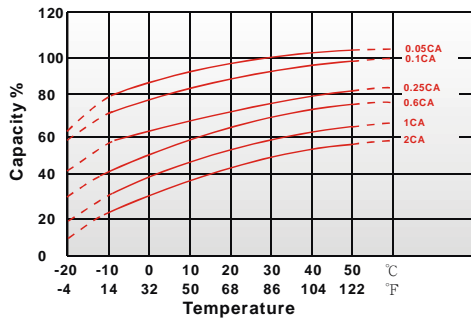
mm(inch)



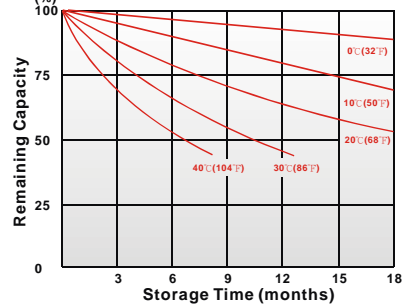
(V) FOR 12V BATTERY Discharge Time VS. Discharge Current (25°C)



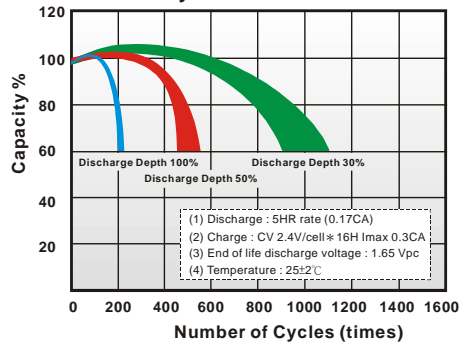
Effect of Temperature on Capacity 25°C (77°F)



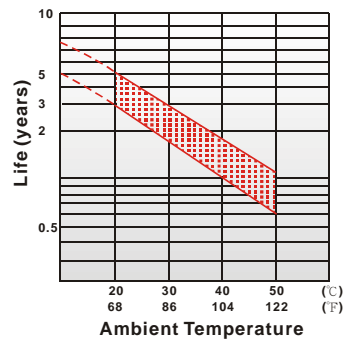
Capacity Retention Characteristic



Cycle Service Life



Trickle (or float) Service Life



- PERFORMANCE DATA

Discharge Rates in Watts to Various End Voltages at 25°C (77°F)

End Voltage		1.85V	1.80V	1.75V	1.70V	1.67V	1.65V	1.60V
Time								
5	min	14.6	16.7	18.1	19.2	19.5	20.0	20.7
10	min	11.0	12.6	13.3	13.8	14.0	14.2	14.6
15	min	8.53	9.60	9.98	10.2	10.3	10.5	10.6
30	min	5.07	5.45	5.63	5.78	5.83	5.90	5.98
60	min	3.13	3.32	3.47	3.58	3.62	3.67	3.72
120	min	1.86	2.00	2.06	2.12	2.14	2.17	2.20
180	min	1.36	1.49	1.52	1.55	1.56	1.57	1.59
240	min	1.09	1.18	1.21	1.23	1.24	1.25	1.26
300	min	0.898	0.977	1.01	1.04	1.05	1.06	1.07
600	min	0.520	0.557	0.572	0.583	0.587	0.592	0.597
1200	min	0.285	0.297	0.303	0.308	0.310	0.312	0.313

- Discharge Rates in Amperes to Various End Voltages at 25°C (77°F)

End Voltage		1.85V	1.80V	1.75V	1.70V	1.67V	1.65V	1.60V
Time								
5	min	11.0	11.3	11.5	11.7	11.9	12.0	12.3
10	min	6.47	7.16	7.39	7.58	7.65	7.74	7.86
15	min	5.04	5.30	5.42	5.53	5.57	5.62	5.68
30	min	2.87	3.02	3.09	3.15	3.17	3.20	3.24
60	min	1.67	1.78	1.83	1.86	1.87	1.89	1.91
120	min	0.921	0.984	1.018	1.049	1.062	1.079	1.102
180	min	0.647	0.701	0.726	0.748	0.757	0.767	0.782
240	min	0.521	0.559	0.582	0.601	0.607	0.615	0.623
300	min	0.474	0.493	0.506	0.515	0.519	0.524	0.529
600	min	0.268	0.277	0.283	0.288	0.289	0.291	0.293
1200	min	0.142	0.146	0.149	0.151	0.152	0.153	0.154

All data on the spec. sheet is an average value:

The tolerance range : $X < 6\text{min}$ (+15%~-15%), $6\text{min} \leq X < 10\text{min}$ (+12%~-12%), $10\text{min} \leq X < 60\text{min}$ (+8%~-8%), $X \geq 60\text{min}$ (+5%~-5%)

210918-1H