

⚡ Specifications

Nominal Voltage(V)

12V

Nominal Capacity

20 hour rate	(0.06A to 10.50V)	1.2Ah
10 hour rate	(0.114A to 10.50V)	1.14Ah
5 hour rate	(0.204A to 10.20V)	1.02Ah
1 C	(1.2A to 9.60V)	0.68Ah
3 C	(3.6A to 9.60V)	0.48Ah

Weight

Approx. 550g(1.21Lbs.)

Internal Resistance (at 1KHz)

Approx. 60.5 mΩ

Maximum Discharge Current for

5 seconds: 18A

Charging Methods at 25°C(77°F)

Cycle use:	
Charging Voltage	14.4 to 15.0V
Coefficient -5.0mV/°C/cell	
Maximum Charging Current :	0.36A
Standby use:	
Float Charging Voltage	13.5 to 13.8V
Coefficient -3.0mV/°C/cell	

Operating Temperature Range

Charge	-15°C(5°F)	to	40°C(104°F)
Discharge	-15°C(5°F)	to	50°C(122°F)
Storage	-15°C(5°F)	to	40°C(104°F)

Charge Retention (shelf life) at 20°C(68°F)

1 month	92%
3 month	90%
6 month	80%

Case Material

ABS UL94 HB
Option: Flammability resistance of (UL94 V-0)

Design Life

EUROBAT Classification:6-9 Years General Purpose

Terminal

F1 or F2 (Faston Tab 187 or 250)



⚡ Dimensions

Length (L)

97±1 (3.82±0.04)

Width (W)

43±1 (1.69±0.04)

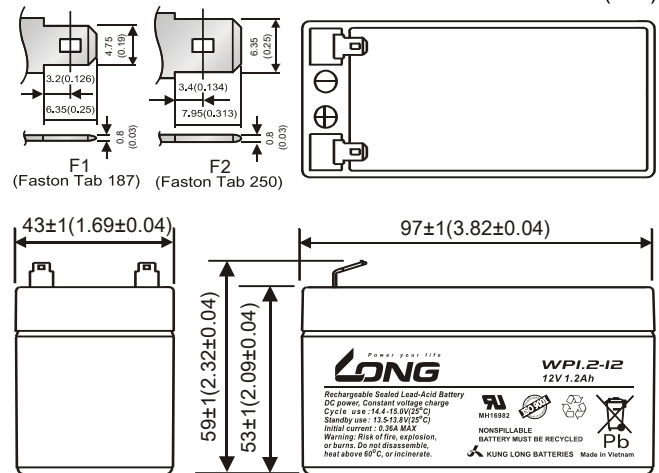
Height (H)

53±1 (2.09±0.04)

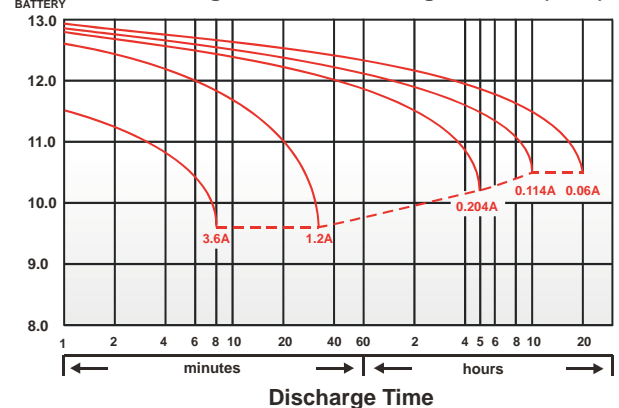
Overall Height (HT)

59±1 (2.32±0.04)

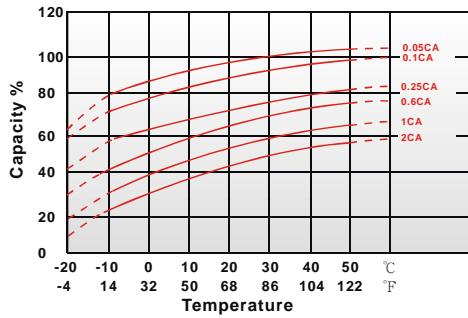
mm(inch)



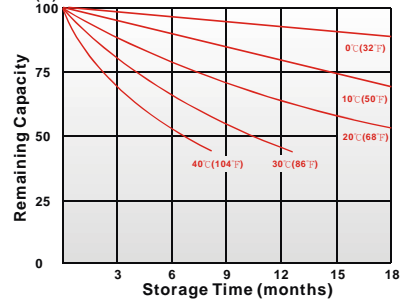
(v) FOR 12V BATTERY Discharge Time VS. Discharge Current (25°C)



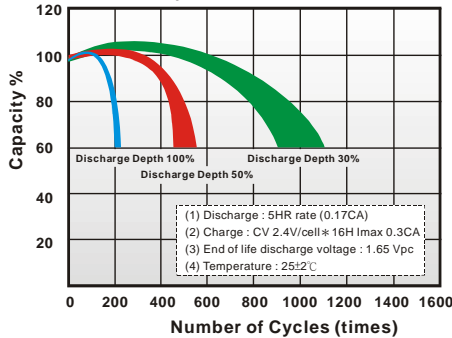
Effect of Temperature on Capacity 25°C (77°F)



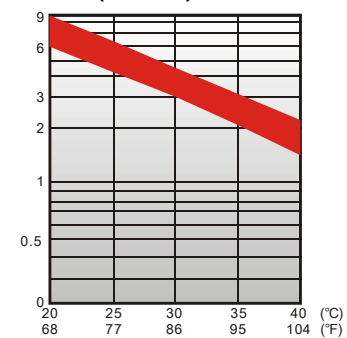
Capacity Retention Characteristic



Cycle Service Life



Trickle (or float) Service Life



- PERFORMANCE DATA

Discharge Rates in Watts to Various End Voltages at 25°C (77°F)

End Voltage		1.85V	1.80V	1.75V	1.70V	1.67V	1.65V	1.60V
5	min	8.17	9.12	9.77	10.3	10.5	10.7	10.9
10	min	6.06	6.29	6.50	6.70	6.83	6.92	6.97
15	min	4.20	4.70	4.87	4.96	5.04	5.09	5.13
30	min	2.67	2.75	2.82	2.87	2.92	2.95	2.98
60	min	1.36	1.41	1.46	1.51	1.55	1.58	1.60
120	min	0.897	0.933	0.967	0.988	1.005	1.018	1.025
180	min	0.590	0.612	0.630	0.645	0.657	0.663	0.670
240	min	0.510	0.518	0.527	0.535	0.543	0.552	0.560
300	min	0.442	0.455	0.465	0.472	0.476	0.479	0.482
600	min	0.248	0.254	0.257	0.258	0.260	0.262	0.264
1200	min	0.139	0.144	0.146	0.148	0.149	0.150	0.151

- Discharge Rates in Amperes to Various End Voltages at 25°C (77°F)

End Voltage		1.85V	1.80V	1.75V	1.70V	1.67V	1.65V	1.60V
5	min	4.40	4.77	5.02	5.23	5.41	5.51	5.58
10	min	3.15	3.29	3.35	3.38	3.41	3.43	3.45
15	min	2.19	2.42	2.56	2.67	2.72	2.77	2.81
30	min	1.29	1.34	1.38	1.40	1.42	1.44	1.46
60	min	0.694	0.720	0.742	0.756	0.768	0.777	0.787
120	min	0.475	0.484	0.489	0.496	0.502	0.507	0.510
180	min	0.314	0.322	0.328	0.331	0.334	0.336	0.338
240	min	0.259	0.265	0.269	0.272	0.274	0.275	0.276
300	min	0.229	0.236	0.240	0.242	0.244	0.246	0.248
600	min	0.124	0.127	0.129	0.130	0.131	0.132	0.132
1200	min	0.060	0.066	0.070	0.072	0.074	0.076	0.077

All data on the spec. sheet is an average value:

The tolerance range : $X < 6\text{min}$ (+15%~-15%), $6\text{min} \leq X < 10\text{min}$ (+12%~-12%), $10\text{min} \leq X < 60\text{min}$ (+8%~-8%), $X \geq 60\text{min}$ (+5%~-5%)

210923-1G