

⚡ Specifications

Nominal Voltage(V)

12V

Nominal Capacity

20 hour rate	(0.035A to 10.50V)	0.7Ah
10 hour rate	(0.067A to 10.50V)	0.665Ah
5 hour rate	(0.119A to 10.20V)	0.595Ah
1 C	(0.7A to 9.60V)	0.397Ah
3 C	(2.1A to 9.60V)	0.28Ah

Weight

Approx. 364g(0.8Lbs.)

Internal Resistance (at 1KHz)

Approx. 125 mΩ

Maximum Discharge Current for

5 seconds: 10.5A

Charging Methods at 25°C(77°F)

Cycle use:	
Charging Voltage	14.4 to 15.0V
Coefficient -5.0mV/°C/cell	
Maximum Charging Current :	0.21A
Standby use:	
Float Charging Voltage	13.5 to 13.8V
Coefficient -3.0mV/°C/cell	

Operating Temperature Range

Charge	-15°C(5°F) to 40°C(104°F)
Discharge	-15°C(5°F) to 50°C(122°F)
Storage	-15°C(5°F) to 40°C(104°F)

Charge Retention (shelf life) at 20°C(68°F)

1 month	92%
3 month	90%
6 month	80%

Case Material

ABS UL94 HB
Option: Flammability resistance of (UL94 V-0)

Design Life

3-5 Years.

Terminal

WIRE



⚡ Dimensions

Length (L)

96±1 (3.78±0.04)

Width (W)

25±1 (0.98±0.04)

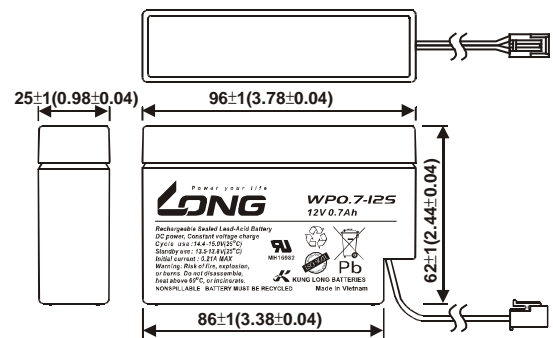
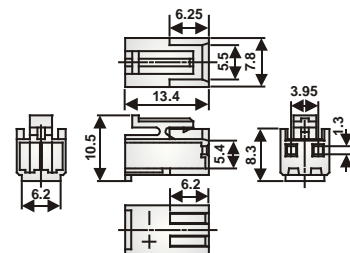
Height (H)

62±1 (2.44±0.04)

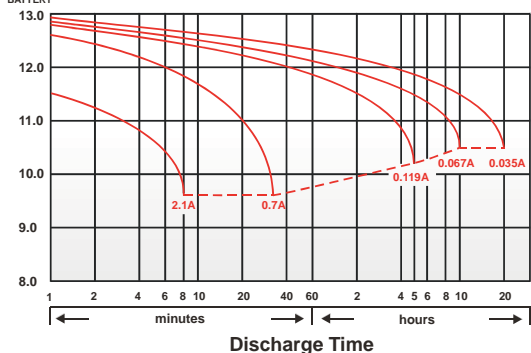
Overall Height (HT)

62±1 (2.44±0.04)

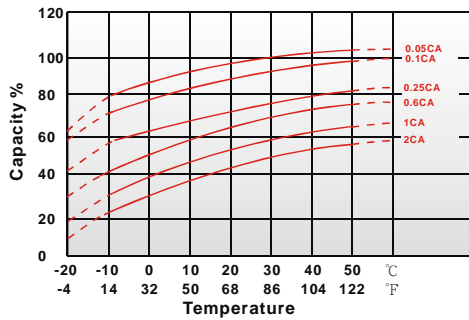
mm(inch)



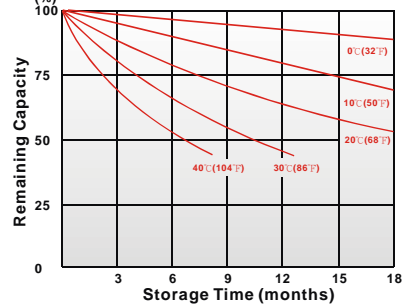
(v) FOR 12V BATTERY Discharge Time VS. Discharge Current (25°C)



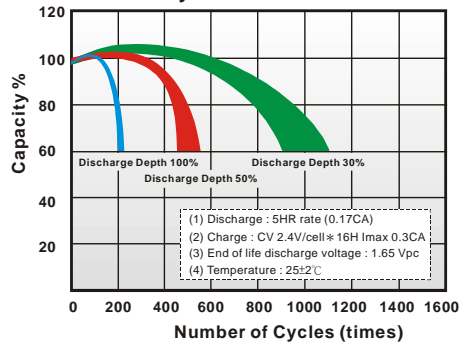
Effect of Temperature on Capacity 25°C (77°F)



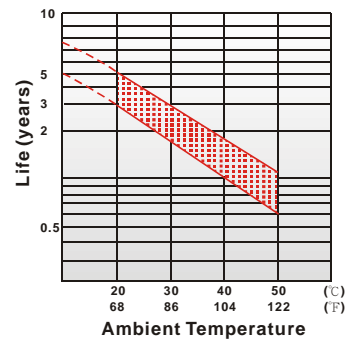
Capacity Retention Characteristic



Cycle Service Life



Trickle (or float) Service Life



- PERFORMANCE DATA

Discharge Rates in Watts to Various End Voltages at 25°C (77°F)

End Voltage		1.85V	1.80V	1.75V	1.70V	1.67V	1.65V	1.60V
Time								
5	min	3.37	4.13	4.53	4.85	4.97	5.12	5.30
10	min	2.65	3.07	3.38	3.63	3.72	3.82	3.93
15	min	2.30	2.53	2.68	2.78	2.82	2.87	2.91
30	min	1.34	1.42	1.48	1.53	1.54	1.56	1.58
60	min	0.820	0.865	0.897	0.923	0.933	0.945	0.960
120	min	0.485	0.520	0.545	0.565	0.573	0.582	0.593
180	min	0.337	0.365	0.385	0.400	0.405	0.412	0.420
240	min	0.282	0.302	0.315	0.327	0.330	0.335	0.340
300	min	0.247	0.258	0.267	0.273	0.275	0.277	0.280
600	min	0.131	0.136	0.142	0.144	0.145	0.146	0.147
1200	min	0.0700	0.0720	0.0735	0.0747	0.0750	0.0753	0.0758

- Discharge Rates in Amperes to Various End Voltages at 25°C (77°F)

End Voltage		1.85V	1.80V	1.75V	1.70V	1.67V	1.65V	1.60V
Time								
5	min	1.82	2.31	2.62	2.86	2.94	3.03	3.14
10	min	1.38	1.61	1.79	1.94	1.99	2.05	2.12
15	min	1.14	1.30	1.41	1.48	1.50	1.53	1.56
30	min	0.638	0.703	0.755	0.801	0.816	0.833	0.852
60	min	0.424	0.447	0.462	0.475	0.480	0.486	0.493
120	min	0.245	0.260	0.271	0.282	0.286	0.290	0.296
180	min	0.169	0.181	0.190	0.198	0.201	0.205	0.209
240	min	0.137	0.145	0.151	0.156	0.161	0.164	0.167
300	min	0.118	0.124	0.129	0.133	0.134	0.136	0.138
600	min	0.062	0.065	0.067	0.069	0.070	0.071	0.072
1200	min	0.0345	0.0352	0.0358	0.0363	0.0365	0.0368	0.0371

All data on the spec. sheet is an average value:

The tolerance range : $X < 6\text{min}$ (+15%~-15%), $6\text{min} \leq X < 10\text{min}$ (+12%~-12%), $10\text{min} \leq X < 60\text{min}$ (+8%~-8%), $X \geq 60\text{min}$ (+5%~-5%)

210918-1G