

⚡ Specifications

Nominal Voltage(V)

12V

Nominal Power

15 mins rate: 365W/cell to 1.67V/cell

Nominal Capacity

20 hour rate	(4.75A to 10.50V)	95Ah
10 hour rate	(9.0A to 10.50V)	90Ah
8 hour rate	(9.57A to 10.50V)	76.54Ah
5 hour rate	(15.3A to 10.20V)	76.5Ah

Weight

Approx. 29.5kg(64.9Lbs.)

Internal Resistance (at 1KHz)

Approx. 5.0 mΩ

Maximum Discharge Current for

5 seconds: 1140A

Short Circuit Current (A) IEC 60896 -21-22

3500A

Charging Methods at 25°C(77°F)

Maximum Charging Current :	28.5A
Boost Charging Voltage	14.1 to 14.4V
Boost Charge Time	8-9Hr
Float Charging Voltage	13.5 to 13.65V
Coefficient	-3.0mV/°C/cell

Operating Temperature Range

Charge	-15°C(5°F) to 45°C(113°F)
Discharge	-15°C(5°F) to 50°C(122°F)
Storage	-15°C(5°F) to 40°C(104°F)

Charge Retention (shelf life) at 20°C(68°F)

1 month	98%
3 month	94%
6 month	85%

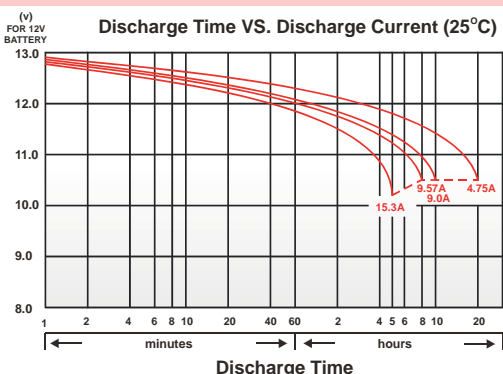
Case Material

ABS UL94 HB
Option: Flammability resistance of (UL94 V-0)

Design Life

Expected Trickle Design Life: 10-12 years at 20°C according to Eurobat.

Discharge Time VS. Discharge Current (25°C)

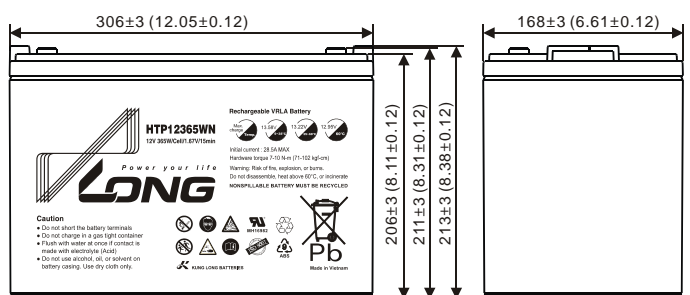



⚡ Dimensions

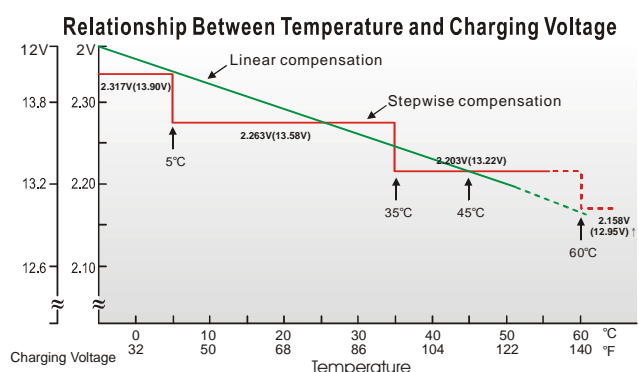
Length (L)	306±3 (12.05±0.12)
Width (W)	168±3 (6.61±0.12)
Height (H)	206±3 (8.11±0.12)
Overall Height (HT)	213±3 (8.38±0.12)
Terminal	F8

Description of torque value of hard ware for the terminals:

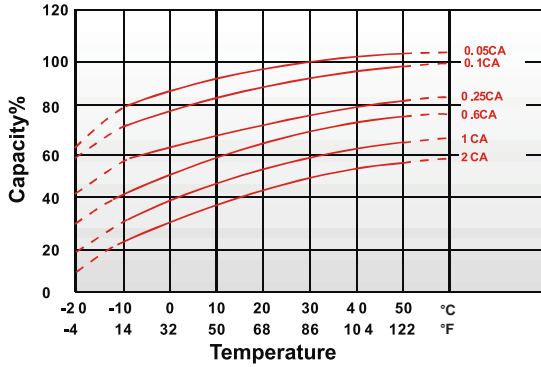
Recommended torque value	M6: 7 N-m (71 kgf-cm)
Maximum allowable torque value	M6: 10 N-m (102 kgf-cm)



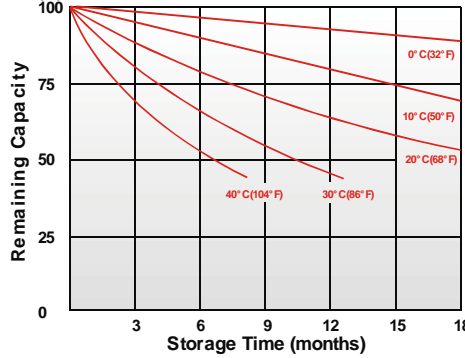
Relationship Between Temperature and Charging Voltage



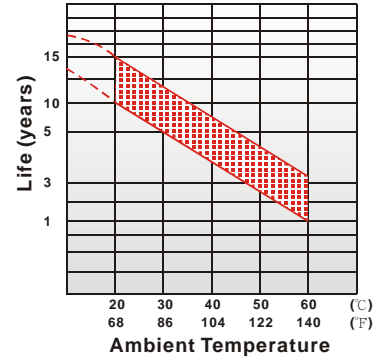
Effect of Temperature on Capacity 25°C (77°F)



Capacity Retention Characteristic



Trickle (or float) Service Life



- PERFORMANCE DATA

Discharge Rates in Watts to Various End Voltages at 25°C(77°F)

End Voltage		1.85V	1.83V	1.80V	1.75V	1.70V	1.67V	1.63V	1.60V
5	min	588	606	639	686	726	747	765	784
10	min	399	409	428	454	474	484	491	498
15	min	309	316	328	345	359	365	369	373
20	min	251	255	264	277	287	291	294	297
30	min	191	194	199	208	214	216	217	
40	min	152	154	158	164	168	170		
50	min	128	130	133	137	140	142		
60	min	112	113	116	119	122	123		
120	min	63.2	63.7	64.6	66.0				

- Discharge Rates in Amperes to Various End Voltages at 25°C(77°F)

End Voltage		1.85V	1.83V	1.80V	1.75V	1.70V	1.67V	1.60V
5	min	316	325	343	368	390	408	421
10	min	161	164	171	180	187	191	194
15	min	97,0	99,0	102	106	109	111	
20	min	56,0	57,0	58,0	60,0	61,0	62,0	
30	min	31.6	31.8	32.3	33.0			
40	min	17.1	17.2	17.4	17.7			
50	min	9.10	9.10	9.20	9.40			
60	min	8.60	8.70	8.80	9.00			
120	min	4.43	4.47	4.55	4.65			

All data on the spec. sheet is an average value:

The tolerance range : $X < 6\text{min}$ (+15%~-15%), $6\text{min} \leq X < 10\text{min}$ (+12%~-12%), $10\text{min} \leq X < 60\text{min}$ (+8%~-8%), $X \geq 60\text{min}$ (+5%~-5%)

201023-1A