

### ⚡ Specifications

#### Nominal Voltage(V)

12V

#### Nominal Power

15 mins rate: 900W/cell to 1.67V/cell

#### Nominal Capacity

20 hour rate	(12A to 10.50V)	240Ah
10 hour rate	(22.8A to 10.50V)	228Ah
8 hour rate	(27.6A to 10.50V)	220.8Ah
5 hour rate	(40.8A to 10.20V)	204Ah

#### Weight

Approx. 72kg(158.4Lbs.)

#### Internal Resistance (at 1KHz)

Approx. 2.1 mΩ

#### Maximum Discharge Current for

5 seconds: 1920A

#### Short Circuit Current (A) IEC 60896-21-22

5980A

#### Charging Methods at 25°C(77°F)

Maximum Charging Current :	72A
Boost Charging Voltage	14.1 to 14.4V
Boost Charge Time	8-9Hr
Float Charging Voltage	13.5 to 13.65V
Coefficient	-3.0mV/°C/cell

#### Operating Temperature Range

Charge	-15°C(5°F)	to	40°C(104°F)
Discharge	-15°C(5°F)	to	50°C(122°F)
Storage	-15°C(5°F)	to	40°C(104°F)

#### Charge Retention (shelf life) at 20°C(68°F)

1 month	98%
3 month	96%
6 month	94%

#### Case Material

ABS UL94 HB

Option: Flammability resistance of (UL94 V-0)

#### Battery Construction

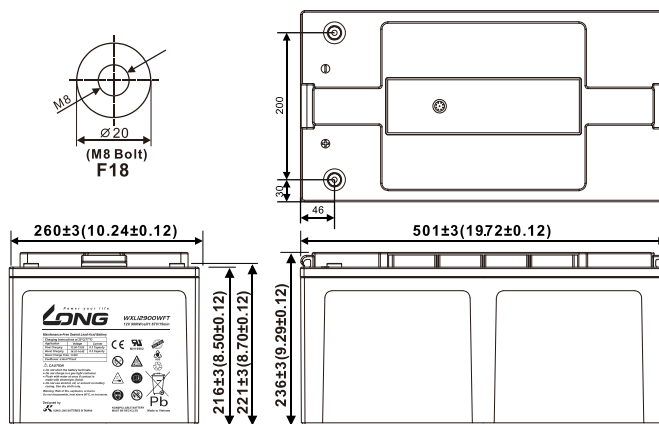
Component	Positive Plate	Negative plate	Safety valve	Terminal	Separator	Electrolyte
Raw material	Lead dioxide	Lead	Rubber	Copper	AGM	Sulfuric acid



### ⚡ Dimensions

Length (L)	501±3 (19.72±0.12)
Width (W)	260±3 (10.24±0.12)
Height (H)	216±3 (8.50±0.12)
Overall Height (HT)	236±3 (9.29±0.12)

mm(inch)



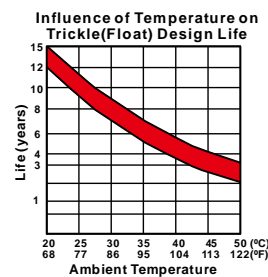
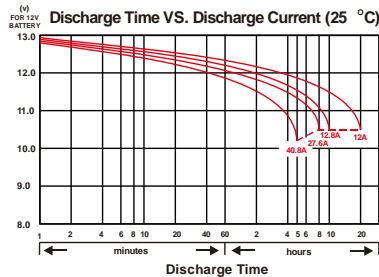
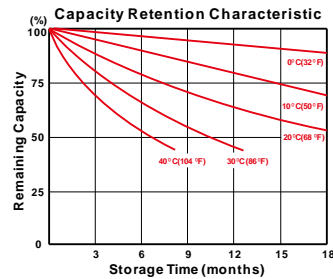
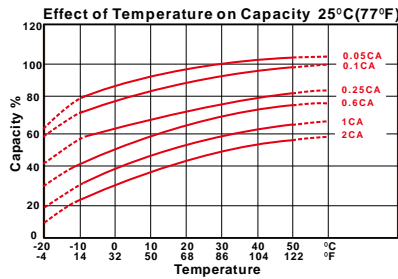
#### Terminal

F18

Recommended torque value	M8: 12 N-m (122 kgf-cm)
Maximum allowable torque value	M8: 20 N-m (204 kgf-cm)

#### Design Life

EUROBAT(20°C) : >12 YEARS VERY LONG LIFE



### - PERFORMANCE DATA

#### Discharge Rates in Watts to Various End Voltages at 25°C(77°F)

End Voltage		1.80V	1.75V	1.70V	1.67V	1.65V	1.60V
Time							
5	min	1157	1305	1345	1367	1381	1416
10	min	1016	1085	1119	1129	1136	1157
15	min	828	866	885	900	902	905
30	min	515	532	541	543	545	550
45	min	373	384	389	391	392	394
60	min	306	316	322	323	324	326
120	min	174	179	181	182	182	183
180	min	124	128	130	131	131	132
240	min	96.7	99.9	102	102	102	103
300	min	80.8	83.4	84.7	85.0	85.3	85.6
360	min	70.6	72.8	73.9	74.3	74.5	74.7
480	min	53.9	55.4	56.1	56.4	56.5	56.7
600	min	44.7	45.5	45.9	46.0	46.1	46.3
1200	min	23.4	23.7	23.9	23.9	24.0	24.0

#### - Discharge Rates in Amperes to Various End Voltages at 25°C(77°F)

End Voltage		1.80V	1.75V	1.70V	1.67V	1.65V	1.60V
Time							
5	min	601	690	754	762	775	803
10	min	546	593	630	634	640	655
15	min	441	467	487	490	496	504
30	min	266	277	285	286	288	293
45	min	185	191	196	197	199	202
60	min	149	154	158	158	159	161
120	min	83.7	86.1	87.5	87.8	88.4	89.2
180	min	59.1	61.2	62.4	62.7	63.1	63.8
240	min	46.0	47.5	48.4	48.7	49.1	49.6
300	min	38.2	39.5	40.2	40.4	40.8	41.2
360	min	33.3	34.4	35.0	35.2	35.6	35.9
480	min	25.3	26.0	26.4	26.6	26.9	27.1
600	min	22.5	22.9	23.2	23.3	23.5	23.6
1200	min	11.8	12.0	12.1	12.1	12.1	12.2

All data on the spec. sheet is an average value:

The tolerance range :  $X < 6\text{min}$ (+15%~-15%),  $6\text{min} \leq X < 10\text{min}$ (+12%~-12%),  $10\text{min} \leq X < 60\text{min}$ (+8%~-8%),  $X \geq 60\text{min}$ (+5%~-5%)

050526-1C