

⚡ Specifications

Nominal Voltage(V)

12V

Nominal Power

15 mins rate: 820W/cell to 1.67V/cell

Nominal Capacity

20 hour rate	(10A	to	10.50V)	200Ah
10 hour rate	(19A	to	10.50V)	190Ah
8 hour rate	(23A	to	10.50V)	184Ah
5 hour rate	(34A	to	10.20V)	170Ah

Weight

Approx. 66.4kg(146Lbs.)

Internal Resistance (at 1KHz)

Approx. 2.5 mΩ

Maximum Discharge Current for

5 seconds: 1700A

Short Circuit Current (A) IEC 60896-21-22

4100 A

Charging Methods at 25°C(77°F)

Maximum Charging Current :	60A
Boost Charging Voltage	14.1 to 14.4V
Boost Charge Time	8-9Hr
Float Charging Voltage	13.5 to 13.65V
Coefficient	-3.0mV/°C/cell

Operating Temperature Range

Charge	-15°C(5°F)	to	40°C(104°F)
Discharge	-15°C(5°F)	to	50°C(122°F)
Storage	-15°C(5°F)	to	40°C(104°F)

Charge Retention (shelf life) at 20°C(68°F)

1 month	98%
3 month	96%
6 month	94%

Case Material

ABS UL94 HB

Option: Flammability resistance of (UL94 V-0)

Battery Construction

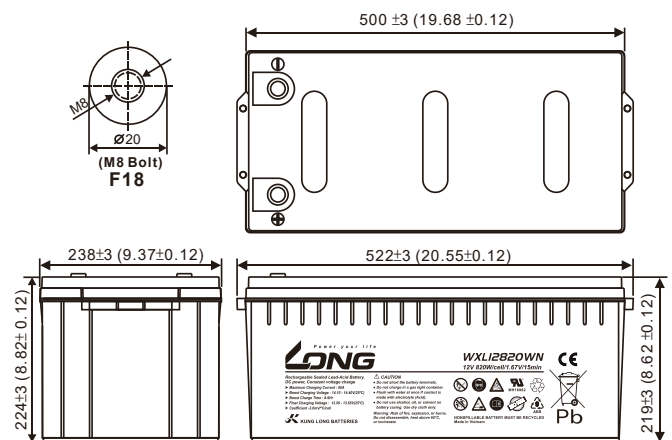
Component	Positive Plate	Negative plate	Safety valve	Terminal	Separator	Electrolyte
Raw material	Lead dioxide	Lead	Rubber	Copper	AGM	Sulfuric acid



⚡ Dimensions

Length (L)	522±3 (20.55±0.12)
Width (W)	238±3 (9.37±0.12)
Height (H)	219±3 (8.62±0.12)
Overall Height (HT)	224±3 (8.82±0.12)

mm(inch)



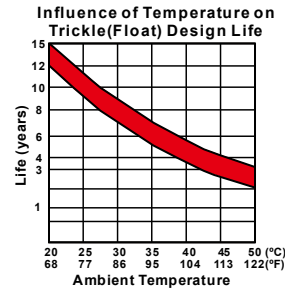
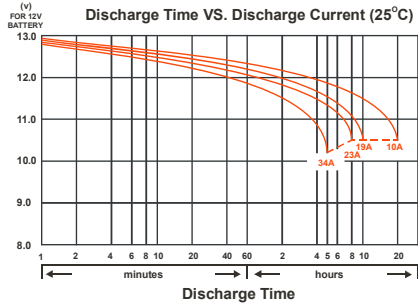
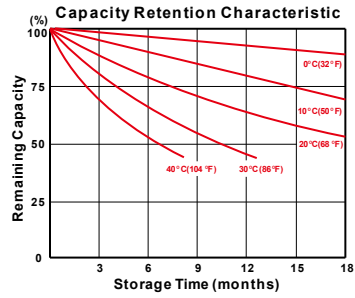
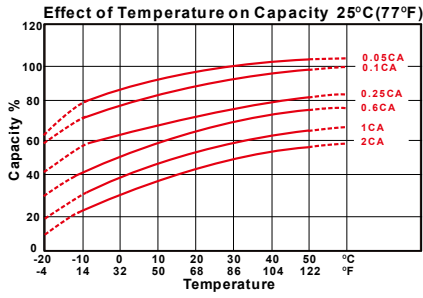
Terminal

F18

Recommended torque value	M8: 12 N-m (122 kgf-cm)
Maximum allowable torque value	M8: 20 N-m (204 kgf-cm)

Design Life

EUROBAT(20°C) : >12 YEARS VERY LONG LIFE



- PERFORMANCE DATA

Discharge Rates in Watts to Various End Voltages at 25°C(77°F)

End Voltage		1.85V	1.80V	1.75V	1.70V	1.67V	1.65V	1.60V
2	min	1020	1148	1261	1337	1397	1457	1510
4	min	941	1065	1159	1230	1268	1292	1306
5	min	910	1033	1123	1185	1220	1244	1266
8	min	778	863	925	985	1033	1065	1092
10	min	730	802	861	910	934	952	968
15	min	676	736	785	805	820	835	845
30	min	444	472	494	505	510	513	514
45	min	332	352	368	371	374	376	377
60	min	271	278	284	288	289	290	290
90	min	193	197	200	202	203	204	205
120	min	148	152	155	157	158	159	160
180	min	100	104	106	108	109	109	110
240	min	78.0	80.4	82.3	83.5	84.0	84.3	84.5
300	min	66.5	68.9	70.8	71.3	71.5	71.7	71.8
480	min	44.3	47.5	50.3	51.0	51.2	51.3	51.4
600	min	38.7	40.4	41.8	42.2	42.3	42.4	42.5
1200	min	20.5	21.1	21.5	21.7	21.8	21.9	21.9

- Discharge Rates in Amperes to Various End Voltages at 25°C(77°F)

End Voltage		1.85V	1.80V	1.75V	1.70V	1.67V	1.65V	1.60V
2	min	545	640	710	765	810	855	895
4	min	504	575	637	694	736	774	803
5	min	470	550	620	670	707	742	775
8	min	400	465	520	570	605	635	660
10	min	380	435	480	517	542	567	590
15	min	358	398	432	457	472	487	497
30	min	234	259	273	281	284	286	288
45	min	182	192	199	203	205	206	207
60	min	140	147	152	154	155	156	157
90	min	99.2	103	105	106	107	108	108
120	min	75.0	80.6	85.8	89.3	91.1	91.8	92.4
180	min	50.5	53.3	55.5	57.5	58.7	59.6	60.2
240	min	40.5	43.0	44.6	45.6	46.4	46.9	47.2
300	min	33.0	35.5	37.5	38.0	38.2	38.3	38.4
480	min	21.2	23.4	25.2	25.6	25.8	25.9	26.0
600	min	19.0	19.6	20.0	20.2	20.3	20.4	20.5
1200	min	9.69	9.97	10.2	10.3	10.4	10.5	10.5

All data on the spec. sheet is an average value:

The tolerance range : $X < 6\text{min}$ (+15%~-15%), $6\text{min} \leq X < 10\text{min}$ (+12%~-12%), $10\text{min} \leq X < 60\text{min}$ (+8%~-8%), $X \geq 60\text{min}$ (+5%~-5%)

220426-1F